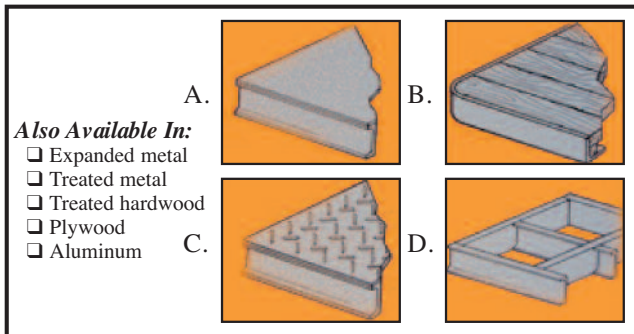


# PRODUCT OPTIONS

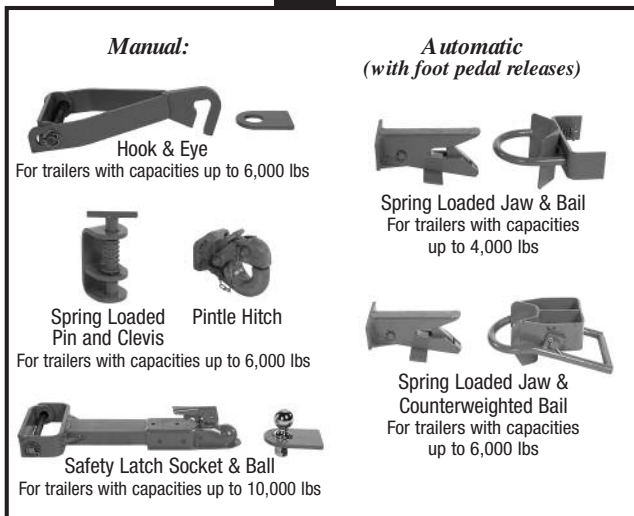
## Standard Product Features:

- Robust steel frame construction
- Heavy-duty steel construction axle
- Strong Knuckles, king pins and spindles
- Cushioned mold-on rubber wheels
- Durable smooth plate steel deck
- Excellent load stability attributes
- Front hinged drawbar loop tongue
- Rear drop pin & clevis hitch
- Quality paint finish




## DECK CHOICES:

- A. Smooth Steel**
- Economical and durable
- B. Varnished Hardwood Decks**
- More skid resistant
  - Non-corrosive
  - Absorbent
  - Replacement
- C. Diamond Tread Plate**
- Skid resistant
  - Weather resistant, good for outdoor use
  - Durable
- D. Open Steel Frame**
- Economical
  - Open frame allows loose material to fall through



## HITCHES & COUPLERS:

Our years of experience in the towable cart and in-plant trailer business have yielded a line of couplers that are extremely durable, easily adaptable and designed to match industry standards. These couplers are all designed to be welded on and are shipped unpainted.



## RUNNING GEAR:

Nutting offers heavy duty industrial casters and wheels with capacities up to 17,000 pounds. Nutting casters have been specifically developed to perform in towable and power driven applications. Forged components and quality materials keep these casters rolling when others have failed.

## SUPERSTRUCTURES:

Nutting has the design expertise and experience to adapt virtually any type of superstructure to help product interface and compliment any system operation.

This brochure was developed to provide a brief and general overview of the Nutting product line. Additional information and detailed specifications available upon request. For further assistance, please see your local Nutting distributor.